

Sunset Park

Data at a Glance

Brooklyn
New York



Sunset Park is a residential, industrial and commercial neighborhood in Southwest Brooklyn. Two vibrant commercial corridors of restaurants and local businesses serve this multi-cultural community. Residents have high employment rates and are civically engaged in projects that improve the employment options and environmental resiliency of their community. Community-based organizations provide resources and support.

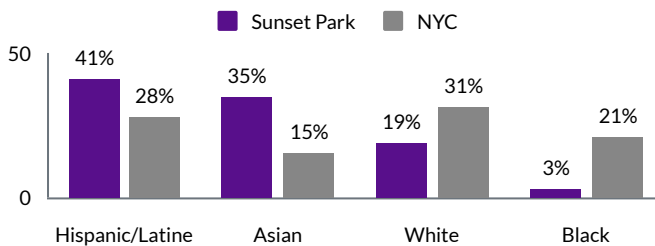
Population

126,000

Most residents in Sunset Park are Hispanic/Latine or Asian. Sunset Park has long been a first destination for immigrants. The majority of Sunset Park residents speak a language other than English at home. Fewer Sunset Park residents have a high school or college degree than residents citywide.

Race and Ethnicity

% individuals by race and ethnicity




42% of Hispanic/Latine residents in Sunset Park are Mexican, compared to 14% citywide

90% of Asian residents in Sunset Park are Chinese compared to 47% citywide

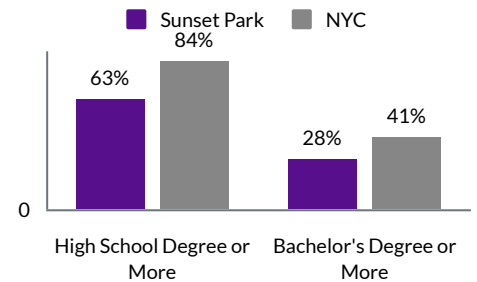
Birth Place

% individuals born outside United States



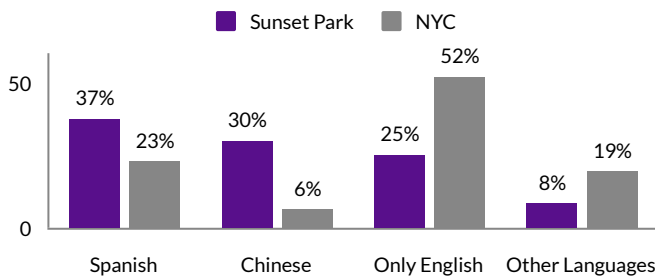
Educational Attainment

% individuals aged 25+ years by education



Home Language

% individuals aged 5+ years by language spoken at home



67% of Spanish-speakers in Sunset Park and 46% citywide speak English less than very well

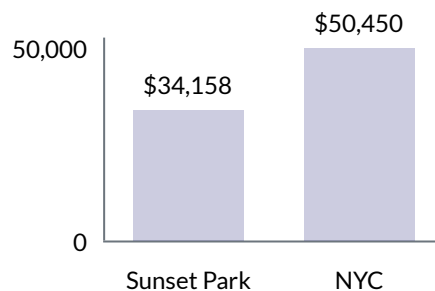
85% of Chinese-speakers in Sunset Park and 66% citywide speak English less than very well

Income

Sunset Park is a working-class neighborhood. Wages earned by Sunset Park workers are lower than workers citywide. A higher percent of Sunset Park residents live in households with incomes below the poverty level than residents citywide.

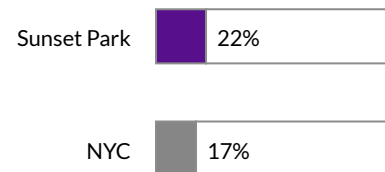
Average Earnings for Workers

Median earnings for workers aged 16+ years



Poverty

% individuals below poverty level

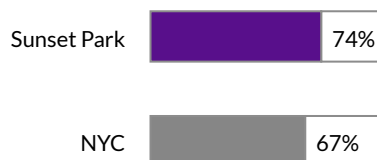


Housing

Most housing units in Sunset Park are renter-occupied. Sunset Park has one of the highest percentages of crowded housing units in NYC.

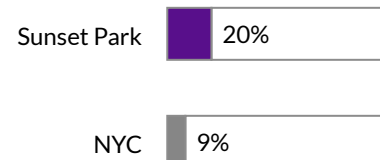
Home Ownership

% housing units renter-occupied



Crowded Housing

% housing units with 1.01 or more people per room



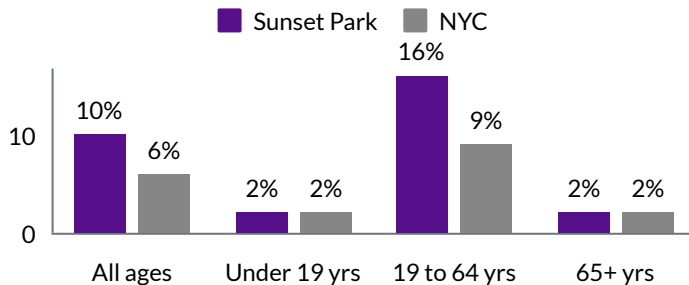
Source: American Community Survey, 2019-2023

Health Insurance

A higher percent of Sunset Park residents lack health insurance than residents citywide. This is largely due to the difference in health insurance rates for adults 19 to 64 years old, including many employed adults, who do not have health insurance. Sunset Park has a higher percent of residents with public health insurance than residents citywide.

No Health Insurance

% individuals without health insurance, by age group



Public Health Insurance

% individuals with public health insurance

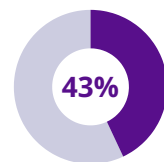


Source: American Community Survey, 2019-2023

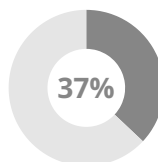
Basic Needs

Many New Yorkers have trouble meeting their basic needs for food or housing. A similar percent of adults in Sunset Park had food insecurity or were delayed paying rent or mortgage as adults citywide.

Food Insecurity

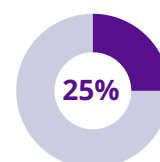


Sunset Park

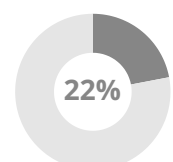


NYC

Delayed Paying Rent/Mortgage



Sunset Park

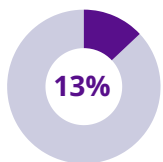


NYC

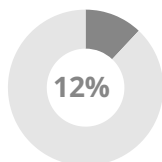
Adult Health

A similar percent of adults in Sunset Park have diabetes, obesity, and high blood pressure as adults citywide.

Diabetes

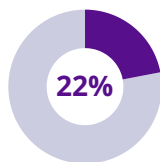


Sunset Park

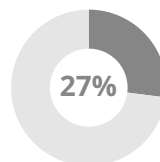


NYC

Obesity

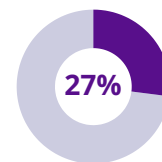


Sunset Park

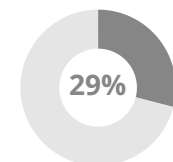


NYC

High Blood Pressure



Sunset Park



NYC

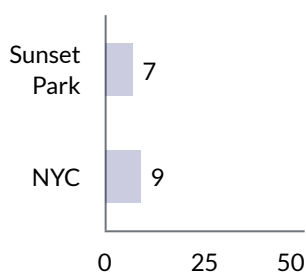
Source: NYC Community Health Survey, 2021-2022

Children's Health

The percent of low birthweight births is lower in Sunset Park than citywide. Rates of asthma-related emergency department (ED) visits among children aged 5 to 17 years are lower in Sunset Park than citywide. The teen birth rate is higher in Sunset Park than citywide.

Low Birthweight

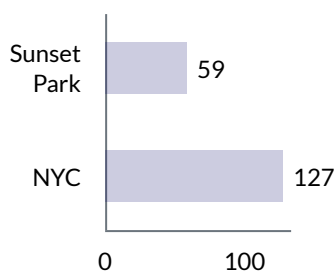
Percent of births <2,500 grams



Source: NYC Vital Statistics, 2022

Asthma ED Visits

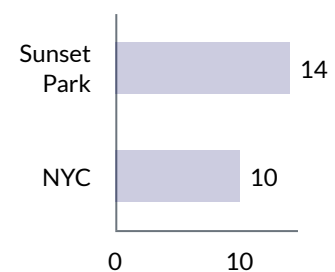
Rate per 10,000 children aged 5 to 17 years



Source: NYS SPARCS, 2022

Teen Births

Rate per 1,000 girls aged 15 to 19 years



Source: NYC Vital Statistics, 2017-2020

Sunset Park: Data At A Glance: Data Source Notes

Measures	Data Source	Data Obtained From	Geography
* Total Population	American Community Survey, 2019-2023	NYC Dept of City Planning Population Fact Finder	Neighborhood Tabulation Area, 2020: Sunset Park West Sunset Park Central Sunset Park East/ Borough Park West
* Percent of population who identify as Asian			
* Percent of population who identify as Hispanic/Latine			
* Percent of population who identify as Black			
* Percent of population who identify as White			
* Percent of population born outside the United States			
* Percent of population ages 5 years or older who speak only English			
* Percent of population ages 5 years or older who speak Spanish			
* Percent of population ages 5 years or older who speak a Chinese dialect			
* Percent of population ages 5 years or older who speak other languages besides English, Spanish, Chinese			
* Percent of population ages 5 years or older who speak Spanish at home who speak English less than very well			
* Percent of population ages 5 years or older who speak a Chinese language at home who speak English less than very well well			
* Percent of population ages 25 years or older who have at least a high school degree			
* Percent of population ages 25 years or older who have at least a bachelor's degree			
* Median annual earnings for workers ages 16 years or older			
* Percent of individuals for whom poverty status is determined who live in households with incomes below the Federal Poverty Level			
* Percent of households renter-occupied			
* Percent of household with 1.01 or more people per room			
* Percent of individuals with public health insurance			
* Percent of individuals with no health insurance, by age group			
		NYU analysis of Table B27001, data.census.gov	
* Percent of adults ages 18 years or older classified as food insecure (in the past 12 months reported often or sometimes being worried about running out of food or running out of food and not able to purchase more)	NYC Community Health Survey, 2021-2022 ^b	NYC Health Dept, data request	Community District, Brooklyn 7
* Percent of adults ages 18 years or older delayed paying rent or mortgage in past 12 months			
* Percent of adults ages 18 years or older ever told high blood pressure ^a			
* Percent of adults ages 18 years or older with obesity (body mass index ≥ 30) ^a			
* Percent of adults ages 18 years or older ever told diabetes ^a			
* Percent of births <2,500 grams (low birthweight)	NYC Vital Statistics, 2022	NYC Health Department	Community District, Brooklyn 7
* Asthma-related emergency department visits, rate per 10,000 children ages 5 to 17 years	NYS SPARCS, 2022	NYC Environment and Health Data Portal	Community District, Brooklyn 7
* Birth rate per 1,000 girls ages 15-19 years	NYC Vital Statistics, 2017-20	Citizens Committee for Children	Community District, Brooklyn 7

^a age-adjusted to US 2000 Standard Population; ^b CHS 2021-2022 Community District data are weighted to the NYC adult residential population per the American Community Survey, 2021; CHS data based on comparisons between Sunset Park and the rest of New York City. Questions/Comments: Contact the Brooklyn Data Station (brooklyndatastation@nyulangone.org)