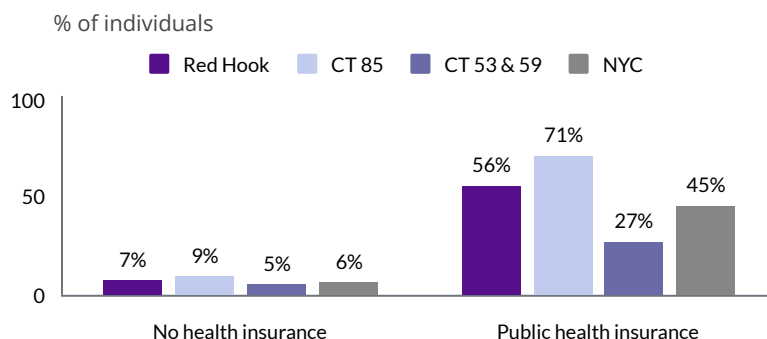


Brooklyn
New York

Health Insurance

Overall in Red Hook a similar percent of residents do not have health insurance as residents citywide.

In CT 85 nearly three-quarters of residents have public insurance.

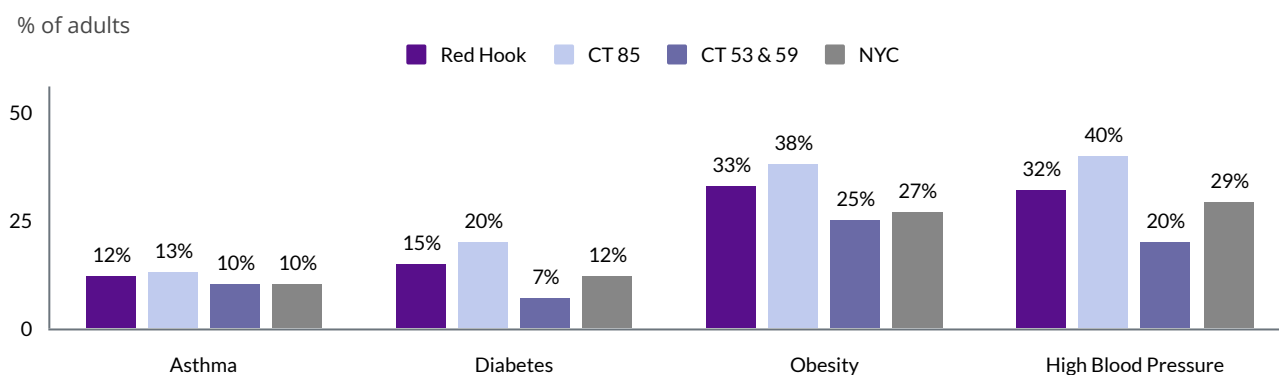


Source: American Community Survey, 2019-2023

Adult Health

Asthma, Diabetes, Obesity, High Blood Pressure

Rates of asthma, diabetes, obesity, and high blood pressure are higher among adults living in CT 85 than adults citywide and adults living in CT 53 & 59.

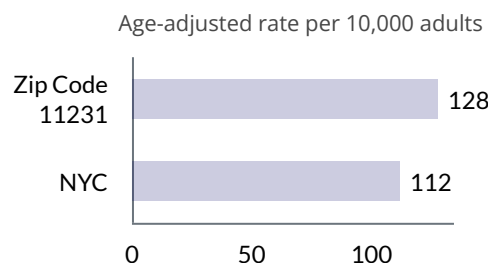


Source: CDC PLACES, 2021, 2022

Potentially Preventable Hospitalizations*

Potentially preventable hospitalizations include acute illnesses and chronic conditions that may have been avoided with better access to primary care.

Rates of potentially preventable hospitalizations are higher in zip code 11231, which includes Red Hook, than citywide.



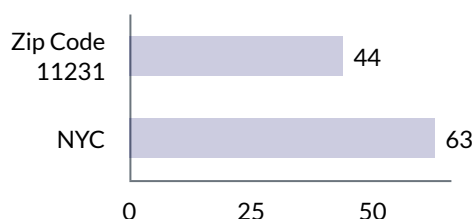
Source: NYS SPARCS, 2019-2022

Child Asthma

Rates of asthma-related emergency department (ED) visits among children aged 0 to 17 years are lower and hospitalization rates are similar in zip code 11231, which includes Red Hook, compared with citywide.

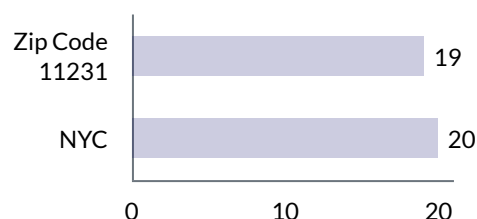
ED Visits*

Rate per 10,000 children aged 0 to 17 years



Hospitalizations*

Rate per 10,000 children aged 0 to 17 years



*Data on hospitalizations and ED visits are not available at the census tract level

Source: NYS SPARCS, 2020-2022

Red Hook: Data At A Glance: Data Source Notes

Measures	Data Source	Data Obtained From	Geography
* Total Population	American Community Survey, 2019-2023	NYC Dept of City Planning Population Fact Finder	Brooklyn Census Tracts 2020 53 (includes 53.01, 53.02, 53.03), 59, 85
* Percent of population who identify as Black			
* Percent of population who identify as Latine			
* Percent of population who identify as White			
* Percent of population ages 25 years or older who have at least a high school degree			
* Percent of population ages 25 years or older who have at least a bachelor's degree			
* Percent of individuals for whom poverty status is determined who live in households with incomes below the Federal Poverty Level			
* Percent of individuals for whom poverty status is determined who live in households with incomes at or above 500% of the Federal Poverty Level			
* Percent of households renter-occupied			
* Percent of renter-occupied households severely rent-burdened (paying 50% or more of income on rent)			
* Percent of individuals with public health insurance			
* Percent of individuals with no health insurance			
* Percent of adults ages 18 years or older currently have asthma	CDC PLACES, 2022	CDC PLACES cdc.gov/places	Brooklyn Census Tracts 2020 53 (includes 53.01, 53.02, 53.03), 59, 85
* Percent of adults ages 18 years or older ever told diabetes			
* Percent of adults ages 18 years or older with obesity (body mass index ≥ 30)	CDC PLACES, 2021		
* Percent of adults ages 18 years or older ever told high blood pressure			
* Potentially preventable hospitalizations, age-adjusted rate per 10,000 adults ages 18 years or older	NYS SPARCS, 2019-2022	NYS DOH Prevention Agenda Dashboard	Zip code 11231
* Asthma-related emergency department visits, rate per 10,000 children ages 0 to 17 years	NYS SPARCS, 2020-2022	NYS DOH Asthma Dashboard	Zip Code 11231
* Asthma-related hospitalizations, rate per 10,000 children ages 0 to 17 years			

Questions/Comments: Contact the Brooklyn Data Station (brooklyndatastation@nyulangone.org)
October 2025