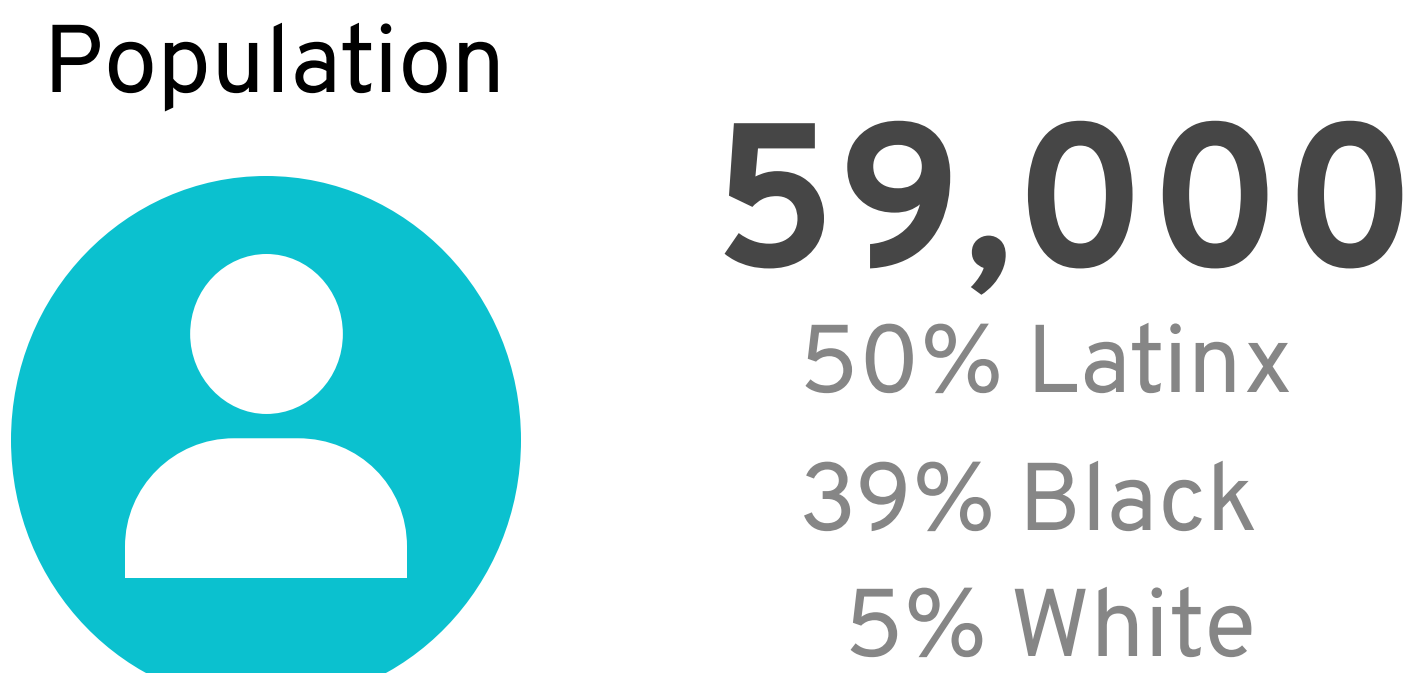


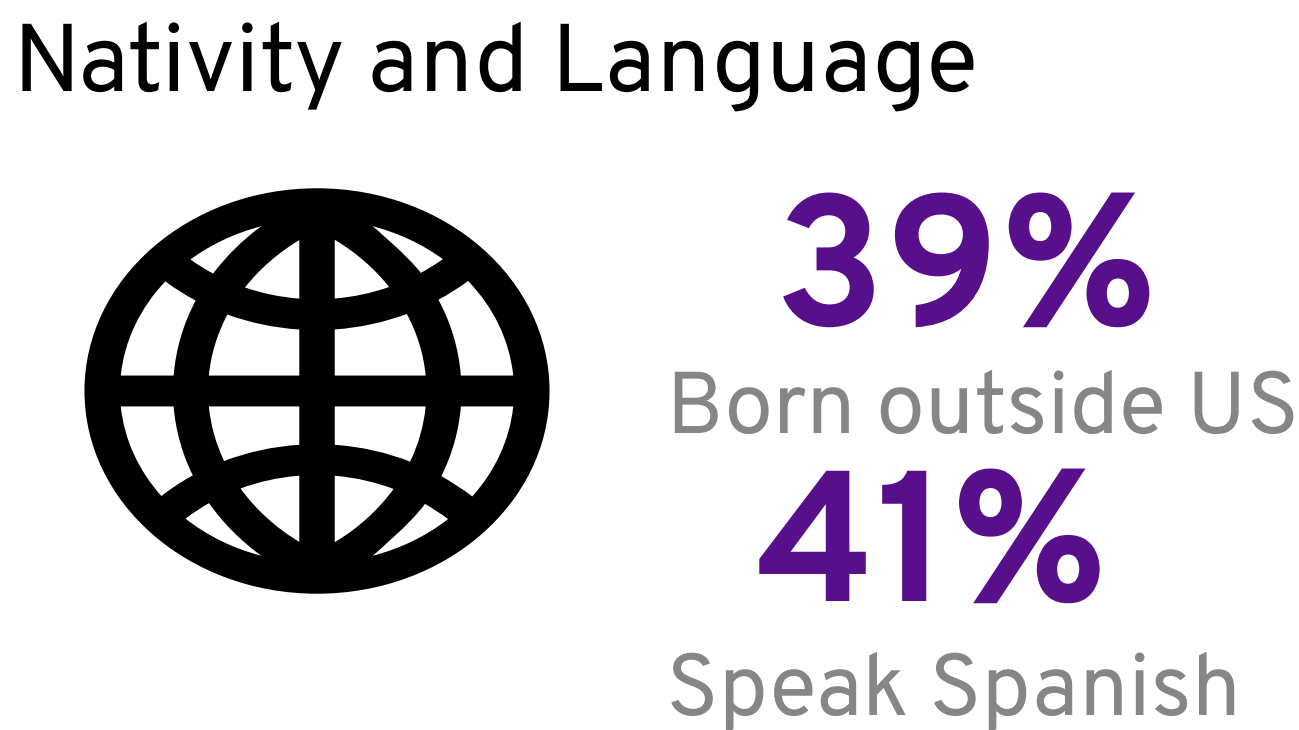
Hempstead: Data at a Glance

Prepared by: NYU Community Service Plan
<https://nyulangone.org/our-story/community-health-needs-assessment-service-plan>

Incorporated Village of Hempstead
Nassau County
New York



Decennial Census 2020



American Community Survey, 2016-2020

Hempstead		Nassau County
74%	High school degree or higher	92%
18%	Poverty	6%
21%	Households with no vehicle available	7%
56%	Renter-occupied households	19%


American Community Survey, 2016-2020

Adult Health

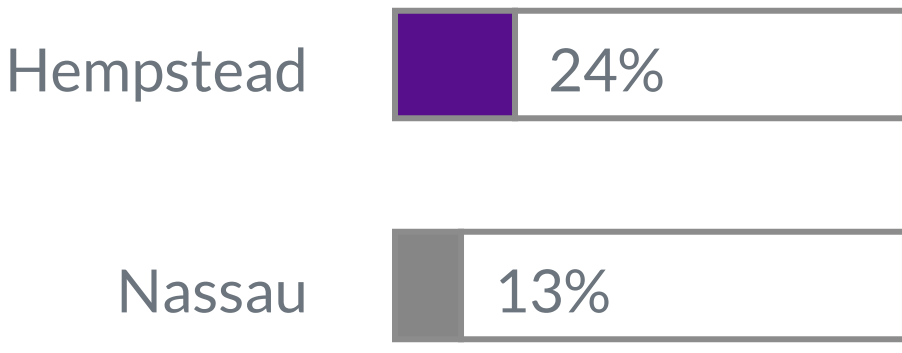
Routine Doctor Visit




Dental Visit




18-64 years: No Health Insurance



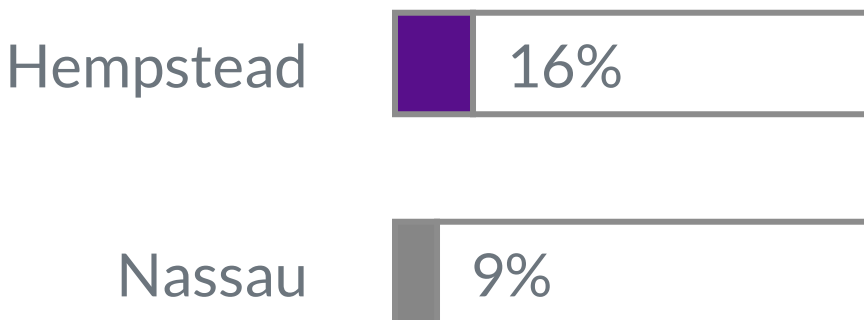
Obese



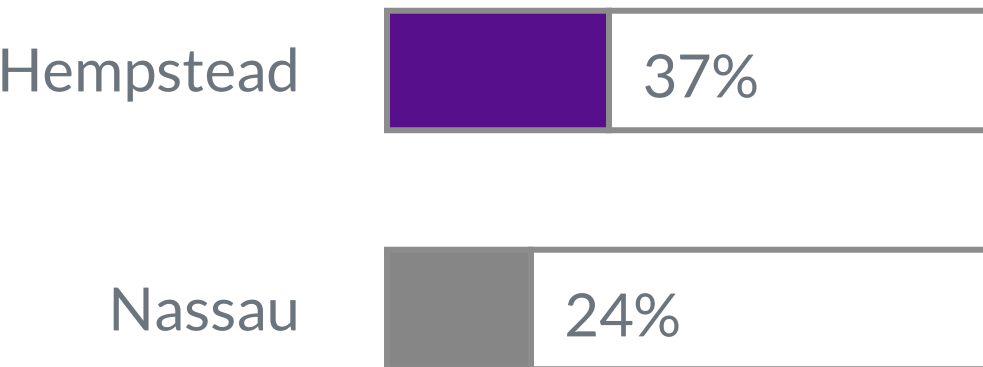
High Blood Pressure



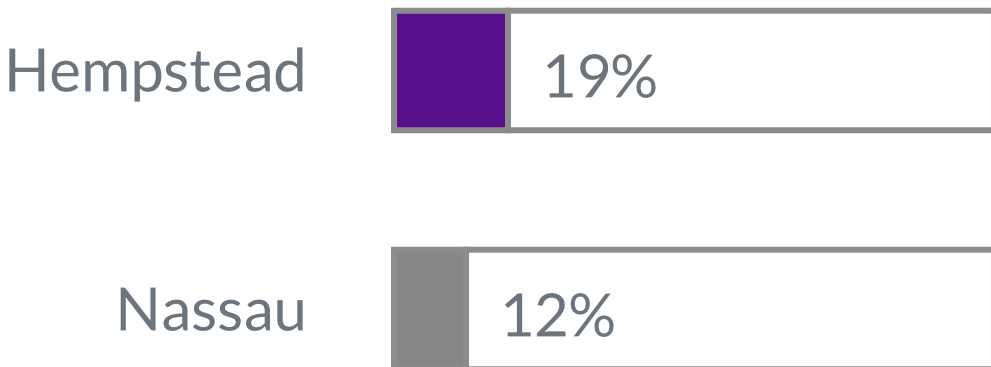
Diabetes



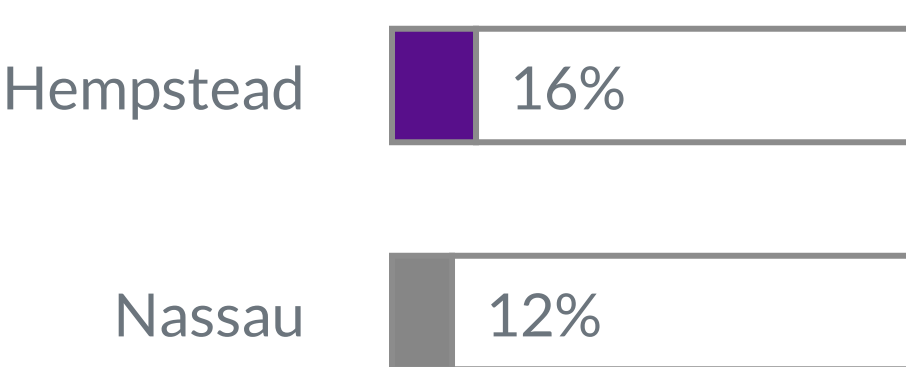
No physical activity



Current Smoking




Mental health not good

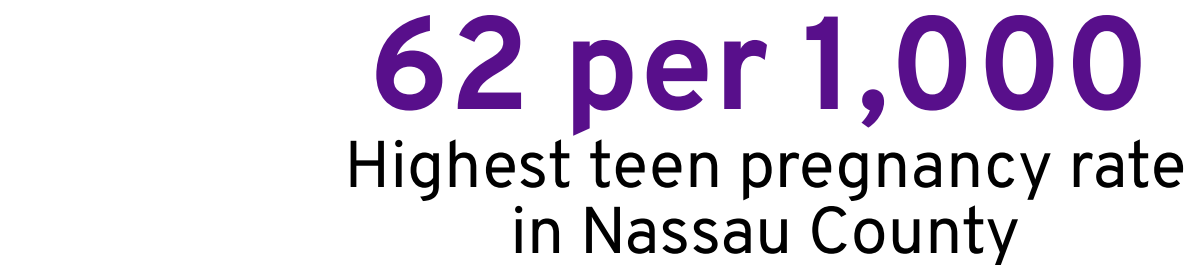


CDC PLACES : 2018, 2019

Children's Health



..... NYSDOH, SPARCS, 2016-19



..... NYSDOH, Vital Stats, 2017-19



..... NYSDOH, SWSCR, 2017-18

Beyond the Numbers

Hempstead is the most populous village in Nassau County. Residents value its diversity, location, and sense of community. A number of community-based organizations offer resources and support.

Hempstead: Data At A Glance: Data Source Notes

Measures	Data Source	Data Obtained From	Geography
* Total Population	Decennial Census 2020	US Census Bureau data.census.gov	Village of Hempstead (Hempstead Census Designated Place)
* Percent of population who identify as Black			
* Percent of population who identify as Latinx			
* Percent of population who identify as White			
* Percent of population born outside the United States	American Community Survey, 2016-2020	US Census Bureau data.census.gov	Village of Hempstead (Hempstead Census Designated Place)
* Percent of population ages 5 years or older who speak Spanish			
* Percent of population ages 25 years or older who have at least a high school degree		Census Reporter censusreporter.org	
* Percent of individuals for whom poverty status is determined who live in households with incomes below the Federal Poverty Level			
* Percent of households with no vehicle available			
* Percent of households renter-occupied			
* Percent of adults ages 18 years or older ever told high blood pressure ^a	CDC PLACES, 2019	CDC PLACES cdc.gov/places	Village of Hempstead (Hempstead Census Designated Place)
* Percent of adults ages 18 years or older with obesity (body mass index ≥ 30) ^a			
* Percent of adults ages 18 years or older ever told diabetes ^a			
* Percent of adults ages 18 years or older had routine doctor visit in past year ^a			
* Percent of adults ages 18-64 years who do not have health insurance ^a			
* Percent of adults ages 18 years or older with no leisure time physical activity in past month ^a			
* Percent of adults ages 18 years or older who currently smoke ^a			
* Percent of adults ages 18 years or older whose mental health was not good on ≥ 14 days of past 30 days ^a			
* Percent of adults ages 18 years or older had a dental visit in past year ^a	CDC PLACES, 2018	CDC PLACES cdc.gov/places	Village of Hempstead (Hempstead Census Designated Place)
* Asthma-related emergency department visits, rate per 10,000 children ages 0 to 17 years			
* Pregnancy rate per 1,000 girls ages 15-19 years	NYS SPARCS, 2016-2019	NYS DOH Prevention Agenda Dashboard	Zip Code 11550
* Percent of public school children grades K-12 with obesity	NYS Vital Statistics, 2017-2019	NYS DOH Prevention Agenda Dashboard	Zip Code 11550
	NYS DOH Student Weight Status Category Reporting System (SWSCR)	NYS Student Weight Data Explorer	Hempstead School District

^a age-adjusted to US 2000 Standard Population

Questions/Comments: Contact the Brooklyn Data Station (brooklyndatastation@nyulangone.org)

October 2022